



COLLEGES | COLLÈGES
ONTARIO | ONTARIO



Key facts about Ontario's 24 colleges

Ontario's Colleges: Graduates in Demand

Building Ontario's Workforce
for the 21st Century

Ontario college graduates in demand in today's economy.

Ontario's 24 colleges play a crucial role in producing graduates for today's knowledge economy. The demand for college graduates will intensify in the years ahead, as all sectors of the economy respond to globalization, rapidly changing technology and the challenges of an aging workforce.

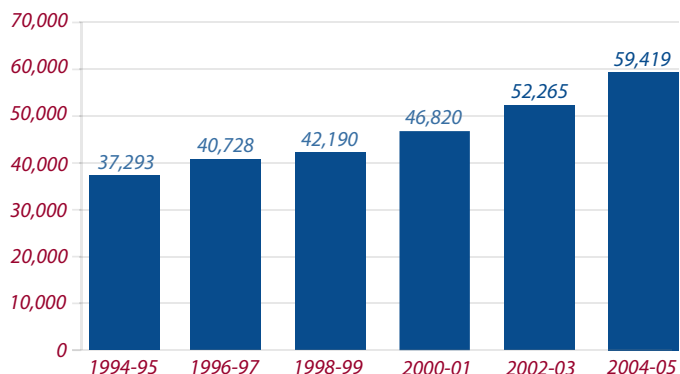
College graduates: A profile

- Ontario's colleges have produced more than one million graduates since the first college opened in 1967.
- In 2004-05, colleges produced more than 59,000 college graduates compared with 37,000 ten years ago.
- Three quarters of graduates come from two- and three-year programs.
- 18% of graduates have a one-year certificate program credential.

In response to the needs of students and the economy, colleges have diversified their offerings to include more programs, such as graduate certificates, collaborative and applied degrees.

- In 2004-05, 8% of graduates were from post-graduate programs.
- The first cohort of students in baccalaureate collaborative nursing programs in Ontario graduated in 2004-05, with 1401 graduates, and the first cohort of applied degree students graduated in 2005-06.

Total Number of Ontario College Graduates 1994-95 to 2004-05



College graduates have taken many pathways to college and have a wide range of educational backgrounds:

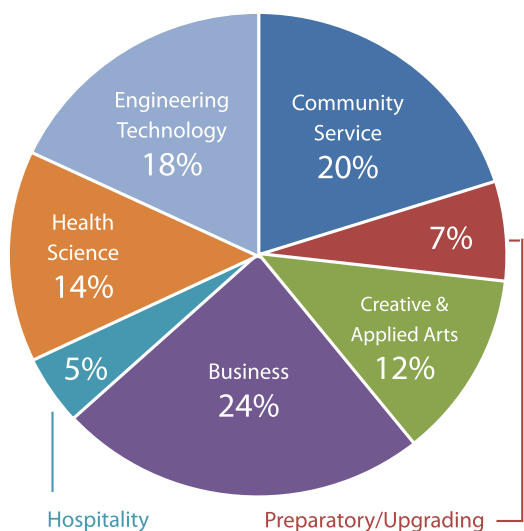
- 36% of graduates went directly to college after high school.
- About one third of graduates had previously gone to college or university.
- 30% went to college after some time spent away from education.

Ontario's colleges have produced more than one million graduates since the first college opened in 1967.

- 28% of graduates are under 21 years of age at the time of graduation and 27% are over 25.
- One in 10 college students have children, and at two years post-graduation, more than one quarter of college graduates have children.

Graduates by field of study

Ontario's colleges produce graduates who contribute to all sectors, including engineering, business, health, the arts, community service, and the hospitality industry. Graduates of business-related programs make up the largest share of graduates, followed by programs related to community service.



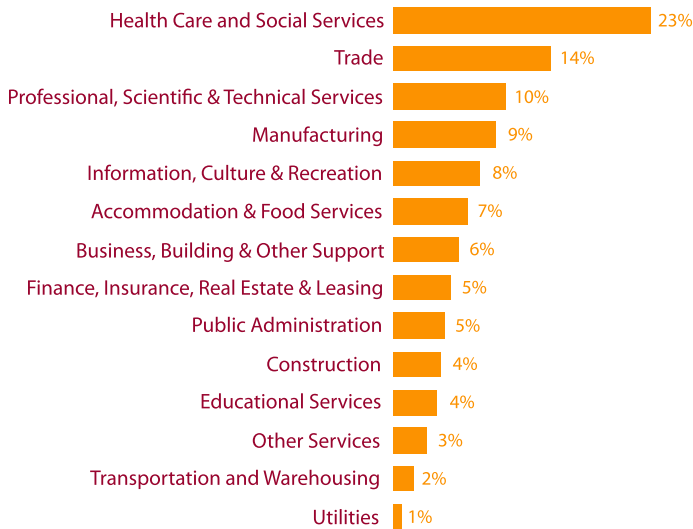
Graduate Outcomes: Employment

The economy of Ontario has benefited tremendously from the industry-specific, responsive and high-quality postsecondary training provided by Ontario's colleges:

- 89% of graduates who enter the labour force are employed within six months, and 93% within two years. In total, more than 44,000 college graduates enter Ontario's workforce each year.
- Only 5% of college graduates 25-29 years of age in Ontario are unemployed; compared with 6% of university graduates, and 15% of those without a high school diploma.
- Graduates are working across all industrial sectors and occupations. Almost one quarter are employed in the health care and social services sector.
- Graduates employed in management related occupations has increased more than two-fold in just three years; 6% of employed new graduates are in management.
- Despite a reduction of 6% in the manufacturing workforce between 2002 and 2005, college graduates experienced a 14% increase in employment in manufacturing.

Over 44,000 college graduates enter Ontario's workforce each year.

Distribution of Employed College Graduates by Industry



Graduate Outcomes: Further Education

Although the majority of college graduates choose to join the labour force, roughly one quarter choose to resume their education after graduation. In fact, 22% of college students indicate that their main goal in college is to prepare for further education.

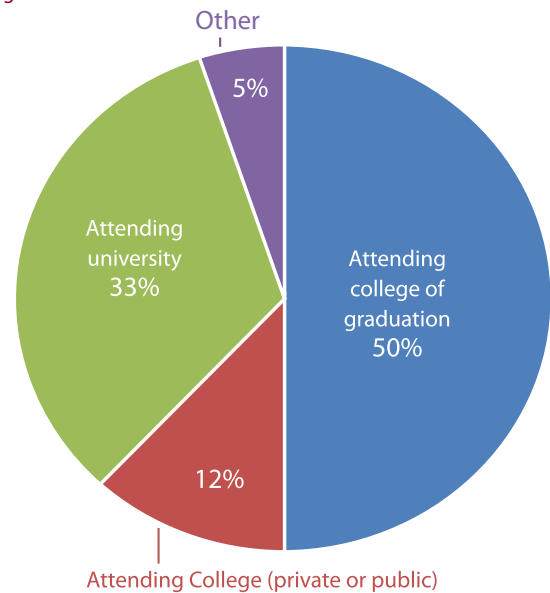
The desire to attain both a college and university credential in Ontario is considerable and is increasing:

- Since 2000-01, the proportion of college graduates attending university directly after college has increased from 4.7% to 8.7%, an increase from approximately 2200 to 5200 graduates.
- Graduates who are the most likely to further their education at university are often younger, have completed a 2 or 3-year diploma, and have taken business, general arts and science, or early childhood education programs.
- 57% of college graduates enter social science and business-related programs at university, and are most likely to choose to attend a university close to their college of graduation.

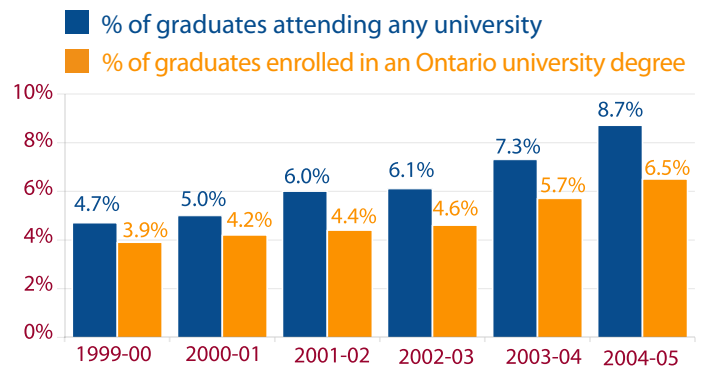
Many graduates further their education at a college:

- 17% of graduates furthered their education at a college and of these, 81% returned to their college of graduation.
- Graduates who return to college are often younger, and many have graduated from preparatory one-year certificate programs such as preparatory health science.
- Many graduates return to attain an advanced diploma in their field of study, such as a graduate certificate, while others enrol in continuing education courses.

Further Education of College Graduates six months after graduation



Percentage of College Graduates Attending University



Graduate Satisfaction

- 85% of graduates are satisfied with their college's preparation for the type of work they are doing.
- 89% of graduates are satisfied with the overall teaching quality and 91% are satisfied with the up-to-date course material in their programs.
- 89% of college graduates recommend their program to someone else, and 96% recommend their college.

Employer Satisfaction

Increasing numbers of employers expect new-job applicants to have postsecondary education as part of their training and experience. Based on interviews performed with over 7200 employers of recent college graduates, Ontario colleges are providing employers with graduates who have the necessary skills and abilities necessary to succeed in the knowledge-based economy.

96% of graduates would recommend their college to someone else.

- Teamwork. 94% of employers are satisfied that their employee interacts with others in ways that contribute to effective working relationships and achievement of goals.
- Adaptability. 93% of employers are satisfied with their new employees' ability to adapt to new situations and demands by applying and/or updating their knowledge and skills.
- 92% of employers are satisfied with the college's overall preparation for the type of work the graduate was doing.
- Communication skills. 90% of employers are satisfied with the oral and written communication skills of college graduates.

Contribution to the Economy

Workers with college credentials play an increasingly central role in productivity growth in every sector and community in Ontario. One third of Ontario's workforce (2.1 million workers) has a college or trades credential, an increase from 24% in 1990. The requirement of a postsecondary credential is evident in several of Ontario's prominent sectors. For example, the number of high school graduates employed in the manufacturing industry has decreased by 49% since 1994, but increased by 17% for college graduates. Similarly, the number of college graduates in the health care and social services sector has increased by 19% since 1994; however, the number with a high school diploma only has decreased by 49%.

The importance of a postsecondary credential in Ontario is shown by the high proportions of the workforce who have college, trades, and university credentials. In health, for example, 89% have a postsecondary credential; similarly, 84% of those in natural and applied science fields have a postsecondary credential. College graduates comprise a high proportion of the workforce in a diverse range of occupations, including 55% of health, and 35% of management occupations.

Percentage of Postsecondary Graduates by Occupation, 2004



Source: Survey of Labour and Income Dynamics, Statistics Canada

One third of Ontario's workforce (2.1 million workers) has a college or trades credential, an increase from 24% in 1990.

Algonquin • Boréal • Cambrian • Canadore • Centennial • Conestoga • Confederation • Durham
 Fanshawe • Fleming • George Brown • Georgian • Humber • La Cité Collégiale • Lambton • Loyalist
 Mohawk • Niagara • Northern • Sault • Seneca • Sheridan • St. Clair • St. Lawrence



Colleges Ontario
 655 Bay Street, Suite 1010
 Toronto, ON, M5G 2K4
 Tel: 416-596-0744
 www.collegesontario.org